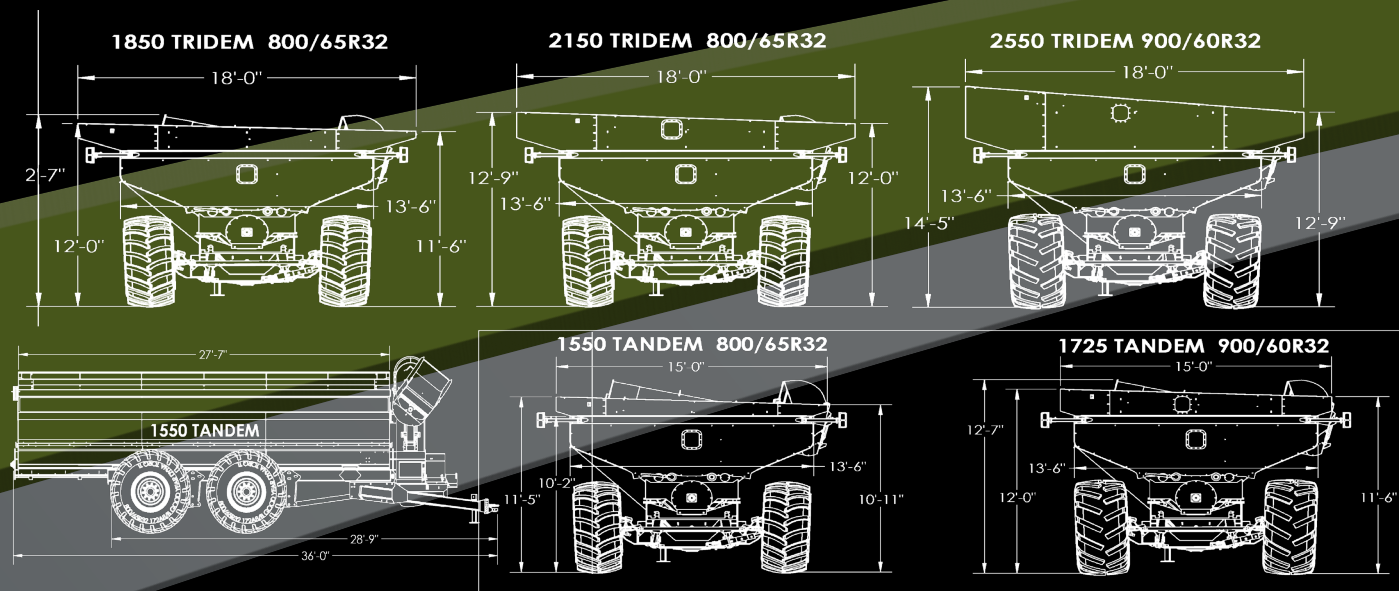


SPECIFICATIONS

MODEL	1550	1725	1850	2150	2550
TOTAL CAPACITY	1550 BUSHEL	1725 BUSHEL	1850 BUSHEL	2150 BUSHEL	2550 BUSHEL
UNLOAD TIME			1,090 BUSHEL PER MIN		
VERTICAL AUGER-24"			24" FULL PITCH RH		
FLIGHTING-24"			3/8" THICK THROUGHOUT		
TUBE-VERTICAL AUGER			25 1/2" I.D.- 7 GA (.179) WALL		
BEARINGS-VERTICAL AUGER			2 3/16" SELF ALIGNING		
HORIZ. AUGER-FRONT 20"			20" FULL PITCH LH		
HORIZ. AUGER-REAR 20"			FULL PITCH LH (8 FT) 20" - 1/2 PITCH LH (4 FT)		
FLIGHTING -20"			1/4" THICK THROUGHOUT		
BEARINGS-HORIZ. AUGER			2 3/16" SELFALIGNING		
SPINDLE-WITH 10 BOLT HUB	TANDEM 6" /TRIDEM 5"	TANDEM 6" / TRIDEM 5"	TRIDEM 5"	TRIDEM 5"	TRIDEM 6"
HUB FACE TO HUB FACE			TIRES 124" - TRACKS 120"		
GRAIN TANK WIDTH			13'6"		
GRAIN TANK OUTSIDE LENGTH			27'8"		
OVERALL LENGTH			36'		
SPOUT HEIGHT			13'4"		



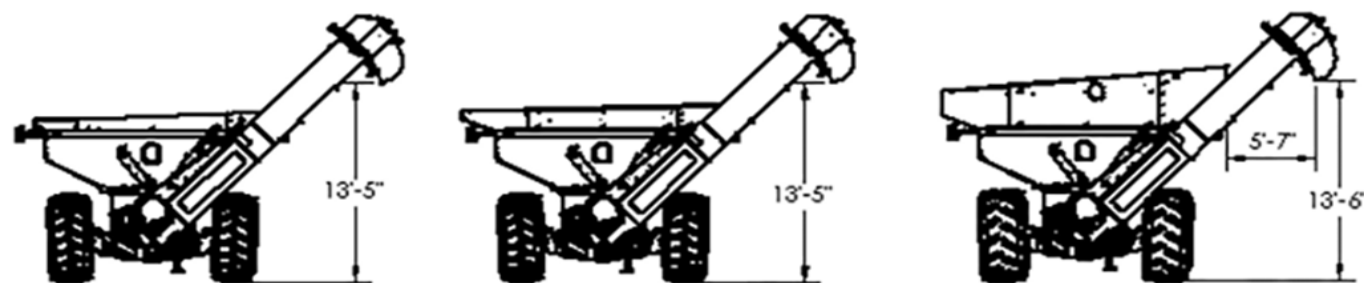
MODEL	1550	1725	1850	2150	2550
GRAIN TANK OUTSIDE HEIGHT - LOW SIDE	130"	136"	136"	142"	151"
GRAIN TANK OUTSIDE HEIGHT-HIGH SIDE	136"	142"	142"	151"	171"
EXTENSION OUTSIDE WIDTH	180"	180"	216"	216"	216"
WEIGHT EMPTY	TANDEM 27,000 / TRIDEM 30,250 LBS	TANDEM 27,500 / TRIDEM 31,500 LBS	TRIDEM 31,750	TRIDEM 32,750	TRIDEM 34,500
HITCH WEIGHT EMPTY	TANDEM 4,000 / TRIDEM 3,000 LBS	TANDEM 4,200 / TRIDEM 3,200 LBS	TRIDEM 3,300	TRIDEM 3,400	TRIDEM 3,500
HITCH WEIGHT LOADED*	TANDEM 5,500 / TRIDEM 4,000 LBS	TANDEM 6,500 / TRIDEM 4,500 LBS	TRIDEM 4,700	TRIDEM 6,000	TRIDEM 7,500
TIRE OPTIONS					
800/65-RADIAL TIRES	TANDEM 20.1 / TRIDEM 14	TANDEM 21.8 / TRIDEM 15.3	TRIDEM 16.2	TRIDEM 18.2	N/A
900/65-32 RADIAL TIRES	TANDEM 17.8 / TRIDEM 12.4	TANDEM 19.3 / TRIDEM 13.5	TRIDEM 14.3	TRIDEM 16.1	TRIDEM 18.6
1050/50-32 RADIAL TIRES	TANDEM 12.5 / TRIDEM 8.7	TANDEM 13.6 / TRIDEM 9.5	TRIDEM 10.1	TRIDEM 11.3	N/A
LSW520/75-46 RADIAL TIRES	TRIDEM 18.8	TRIDEM 20.6			
QUAD TRACKS 30"	10.5	11.3	12.6	14.2	16.3

WWW.BALZERINC.COM

BALZER



FIELD FLOATER 7



1550 TANDEM 800/6SR32

1850 TRIDEM 800/6SR32

2550 TRIDEM 900/60R32

Balzer's weigh bar design has a completely independent undercarriage, allowing for the most accurate weight measurement. Tridem Axle configurations (shown below) have eight load cells, while Tandem Axle configurations have six load cells. This design allows for accurate, more consistent data management and making it easier to load trucks for DOT approval.

BALZER

AUGER

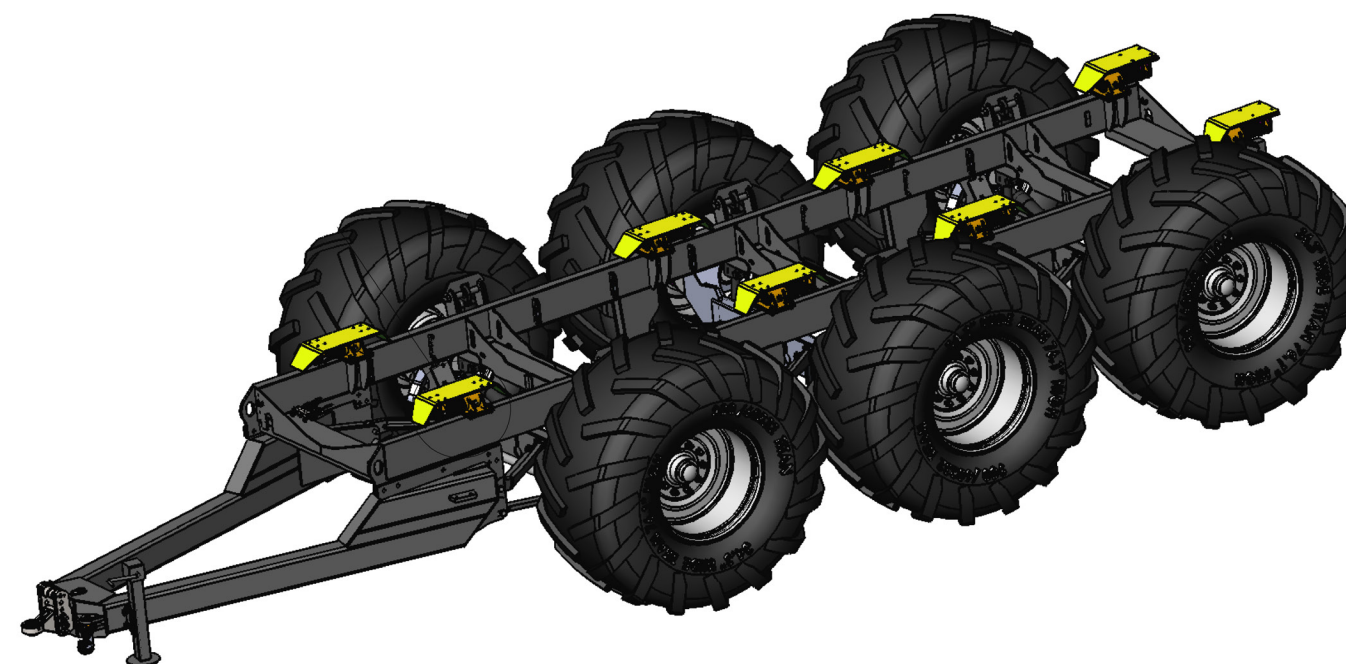
Fastest in Industry!

- Fastest Unload Rate in the Industry
- Unloads 1,090 Bushels per Minute
- Fill a Semi in 90 Seconds
- 24 inch Unload Auger
- 3/8 inch Metal Thickness Throughout

BALZER HAS NEVER REPLACED A WORN OUT AUGER!

UNIQUE WEIGH BAR DESIGN

Multiple Load Cells Mounted on Independent Undercarriage



BALZER

ON TRACKS

MODEL	1850	2150	2550
NUMBER OF IDLER WHEELS	16	16	16
NUMBER OF BOGIE WHEELS	16	16	16
PIVOT SHAFT DIAMETER	6" SHAFT/5" PIVOT	6" SHAFT/5" PIVOT	6" SHAFT/5" PIVOT
BELT WIDTH	36"	36"	36"
NUMBER OF TRACKS	4	4	4
GROUND CONTACT LENGTH	72"	72"	72"
GROUND CONTACT AREA (SQUARE INCHES)	2,592 PER TRACK	2,592 PER TRACK	2,592 PER TRACK
APPROXIMATE WEIGHT (POUNDS)	3,700 PER TRACK	3,700 PER TRACK	3,700 PER TRACK



STEERABLE TRACKS

The Field Floater 7 features a patented steerable track system. This innovative design makes turning with tracks an easy task. The Rear Axle turns as tight as 10 degrees, equal to that of a tire. The Front Axle remains fixed, acting as a pivot point for the Rear Axle to follow.

Rough Terrain? No problem. With Hydraulic Suspension, the Field Floater 7 offers the smoothest towing experience and maneuverability possible. Hydraulic Suspension ensures that weight is evenly distributed throughout operation.

Compaction can strip you of maximum yield potential. Put money back in your pocket with the all-new track grain cart from Balzer. The Field Floater 7 carries huge capacities without compacting your precious soil.

Each track presents a large footprint surface equal to 2,592 square inches. The tracks are designed with a double tandem system which allows the idlers and bogies to divide the weight properly. With four tracks per machine instead of just two, you get ultimate flotation.



STANDARD FEATURES


- 24" VERTICAL AUGER AND 20" DIAMETER HORIZONTAL FEEDER AUGER
- HYDRAULIC OPERATED GRAIN SHUT OFF DOORS
- HYDRAULIC DISK CLUTCH ENGAGEMENT SYSTEM FOR HORIZONTAL AUGER
- AUTO-TRAIL STEERABLE AXLE SYSTEM (REAR WHEELS ON TANDEM MODELS, FRONT AND REAR WHEELS ON TRIDEM MODELS, REAR AXLE ON TRACK MODELS)
- GREASE BANKS FOR AXLE AND FRONT AUGER ASSEMBLY
- BULL PULL 2-INCH HITCH
- ELECTRONIC SCALE SYSTEM
- FULL-LENGTH HORIZONTAL CLEAN OUT
- 10 GAUGE STEEL TANK CONSTRUCTION
- HALOGEN LIGHTS ON DISCHARGE AUGER AND GRAIN TANK
- HIGHWAY LED LIGHT/TURN SIGNAL PACKAGE
- AUTOMATIC DRIVE CHAIN OILER
- BI-DIRECTIONAL UNLOAD AUGER SPOUT
- HYDRAULIC BRAKES ON TWO WHEELS

KEY FEATURES


JOYSTICK CONTROL




BI-DIRECTIONAL UNLOAD AUGER SPOUT



UNIQUE WEIGH BAR DESIGN & MULTIPLE LOAD CELLS



DOUBLE ANGLE KINGPIN BEARING ALLOWS REAR TRACK ASSEMBLY TO STEER



PATENTED STEERABLE AXLES WITH HYDRAULIC SUSPENSION




THE **BALZER** DIFFERENCE

FILL A SEMI IN 90 SECONDS

24 INCH VERTICAL AUGER

BI-DIRECTIONAL UNLOAD AUGER SPOUT



HYDRAULIC SUSPENSION

PATENTED STEERABLE AXLES

UNIQUE WEIGH BAR DESIGN